
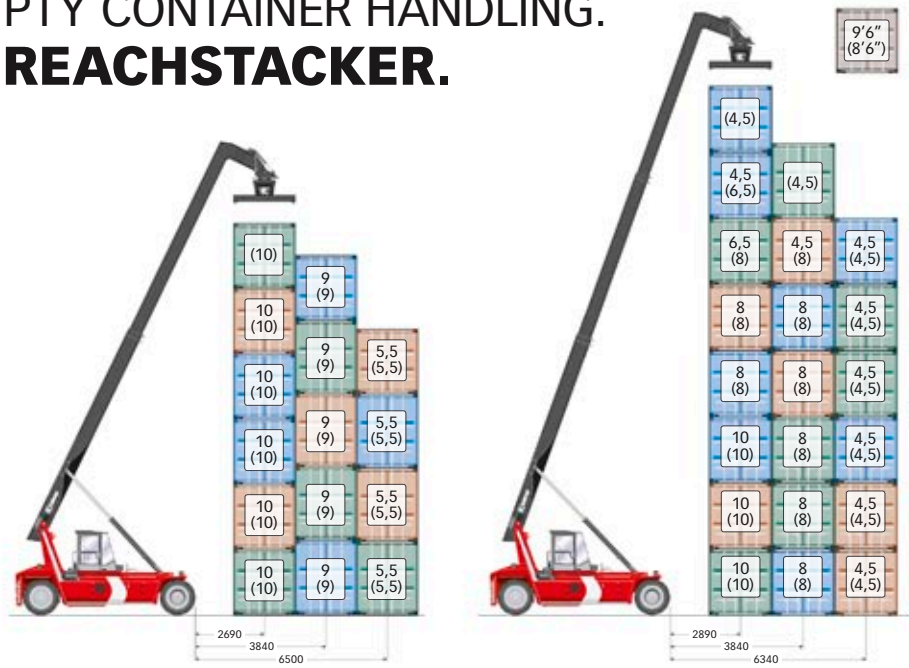
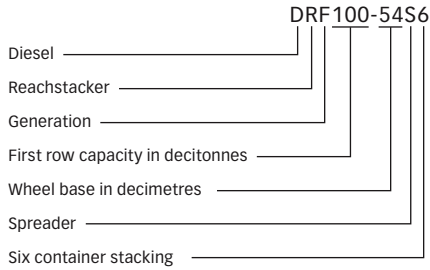


REACHSTACKERS 10 TONNES.
TECHNICAL INFORMATION
KALMAR DRF100.



F-TECHNOLOGY IN EMPTY CONTAINER HANDLING. KALMAR DRF100 REACHSTACKER.

MODEL DESIGNATION



DIMENSIONS	Aisle width (mm)		Turning radius (mm)		Main dimensions (mm)								Service weight (kg)
	A1 - 20 ft	A2 - 40 ft	R1 - 20 ft	R3 - 40 ft	B	V	L	H3	H4	H5	Clearance	Wheels	
DRF100-54S6	11050	14100	7000	8550	4150	6055-12185	11050	3900	16200	18700	250	14.00x24 - 14.00x24, PR24, E3	39000
DRF100-54S8	11050	14100	7000	8550	4150	6055-12185	11050	3950	21150	24150	250	14.00x24 - 14.00x24, PR24, E3	40300

DRIVE TRAIN		Standard	Optional
Engine	Manufacturer Model	Volvo TAD 760VE with air cooled intercooler	Cummins QSB 6,7 with air cooled intercooler
	Power	180 kW at 2200 rpm	164 kW at 2200 rpm
	Peak torque	1100 Nm at 1500 rpm	949 Nm at 1500 rpm
Transmission		Dana - TE17000	Dana - TE17000
Driving axle		Kessler - Differential and hub reduction	Kessler - Differential and hub reduction

PERFORMANCE	Lifting speed (m/s)		Lowering speed (m/s)		Driving speed (km/h)		Gradeability (%)			Draw pull (kN)	
	unloaded	at 70% of rated load	unloaded	at rated load	unloaded (F/R)	at rated load (F/R)	at 2 km/h, unloaded	at 2 km/h, at rated load	max, unloaded	max	
DRF100-54S6	0,42	0,38	0,40	0,40	29/29	27/27	27	21	33	125	
DRF100-54S8	0,41	0,37	0,40	0,40	29/29	27/27	25	20	31	125	

STANDARD EQUIPMENT.

CHASSIS

- Safe angled entrance
- Lifting eyes front/rear
- Towing pin (incasted)

BODY

- Steps with anti slip protection
- Rear view mirrors on each side

STEERING AXLE

- Rear axle: Kalmar
- Double acting steering cylinder

DRIVE TRAIN

- Engine: Volvo or Cummins
- Transmission: Dana
- Engine protection system
- Transmission protection system
- Preheating engine
- Front axle: Kessler

CABIN

- ECC, electronic climate control
- Fresh air and recirculation filter
- Step for roof access
- Instep handle
- Fixed drivers seat BEGE
- Armrest right hand side
- Wipers/washers on front, rear and roof pane
- Interval wipers on front, rear and roof pane
- Tinted windows
- Sliding window on both sides
- Lockable doors (key)
- Door with air damper
- Inside rear view mirror
- Interior light with fade away
- Background button light
- Joystick for boom and attachment functions
- Automatic gas at lifting/extension
- Control panel in cabin for top lift (std incl. 3 button)
- Fixed steering column
- Steering wheel knob
- Horn
- Electric accelerator pedal (hanging)
- 24 V outlet
- Brake pedal incl. Transmission Disconnection (declutch)

- Button for electronic hand brake
- Warning buzzer for not activated hand brake, leaving seat
- Automatic gear shifting
- Only first gear activated
- Only second gear activated

INSTRUMENTATION

- Graphic display with automatic fault analyses
 - Alignment indicator spreader
 - Twistlock indicator
 - System voltage
 - Actual gear
 - Engine rpm
 - Travelling speed
 - Fuel bar
 - Hydraulic oil temperature
 - Transmission oil temperature
 - Engine oil pressure
 - Engine coolant temperature
 - Overload warning
 - Overload warning steering axle
 - Clock
- Hour meter
- Charging
- Low brake pressure
- Failure indicator
- Safety system disconnected
- High engine coolant temperature
- Low engine oil pressure
- Preheating engine
- Low engine coolant level (not on Cummins)
- Transmission oil temperature
- Low fuel level
- Hydraulic oil temperature
- High beam
- Direction indicator
- Parking brake
- Indication locked twistlock
- Indication alignment
- Indication opened twistlock
- Electric over load protection (incl. flexible scale)

WHEELS

- Tyres: 14.00 × 24
- Wheel nut protection

LIFTING BOOM

- Lifting boom std 6 × 8' 6" high

HYDRAULICS

- Return filters hydr. Oil (10 micron)
- Pressure filter brakes (10 micron)
- Load sensing pumps (3 pcs)
- Vane pumps (2 pcs for brakes and cooling)
- Visual level glass hydraulic tank/brake tank
- Regeneration system (lift and extension boom)
- Environmental air filter hydraulic tank

ELECTRICS

- Electrical system 24 V
- Main power switch
- 2 working lights on attachment
- 2 working lights on boom
- 2 working lights on front edge cabin
- 2 rear lights on fenders activated in reverse
- 2 head lights on front fenders
- 2 position lights on each side
- Lights high/low beam front
- Tail lights, brake lights
- Blinkers front and rear
- Rotating beacon
- Flashing brake lights when reversing
- Acousting signal when reversing

ATTACHMENT

- Top lift 20'-40' (cap. 10 tonnes)
 - Sideshift ±1000 mm
 - Mechanical levelling ±5°
 - Rotation +195°/-105°
 - Hook on corners for slings
- Floating ISO twistlocks
- Tilt lock (reduced driving speed)

SIGNS AND DOCUMENTATION

- Load chart diagram in cabin
- Machine data plate chassi incl. load chart
- Warning stickers
- Information stickers
- Fuse diagram
- Instruction manual
- Maintenance manual
- Spare parts catalogue

FOUR REASONS TO CHOOSE KALMAR.

1 / COST OVER LIFETIME

Kalmar offers the best cost over lifetime for its customers. Modern and innovative technology together with lasting equipment and comprehensive service ensures Kalmar increases its customers' productivity. Every day.




2 / GLOBAL NETWORK

Kalmar invests in its sales and service network. Thus Kalmar is a reliable and trustworthy supplier with ability to serve demanding customers.




3 / LOCAL SERVICE

Kalmar practises innovative service development. Because of Kalmar's local customer service strategy, Kalmar knows its customers' local conditions, and can provide efficient and effective service in every location.



4 / CONTINUOUS DEVELOPMENT

Kalmar has not stopped at the top, but continuously improves its offering. New services as well as investments in automation and environmentally friendly solutions work for our customers benefit.



Kalmar Industries AB

Torggatan 3, SE-340 10 Lidhult, Sweden
tel. +46 372 260 10, fax. +46 372 263 93

