







MANITOU

MRT 3145

EASY

20

MANITOU

nick after dm

MANITOU

mobile easykey



MANITOU

EASY

MRT 8042

20

MANITOU

20

domnick + müller dm

MANITOU
HANDLING YOUR WORLD



MANITOU

51225
MANITOU

domnick + müller
20
MANITOU

domnick + müller

domnick + müller





MANITOU

domnick + müller

MANITOU
HANDLING THE WORLD

mobile
easykey

domnick + müller

MRT 20400

EASY

MANITOU

domnick + müller

20

MANITOU





MANITOU

MANITOU
HANDLING YOUR WORLD

mobile
easykey

MANITOU

20

MANITOU

HMT 2040



MANITOU

MANITOU
HANDLING YOUR WAY

mobile
easykey

20

compliance
EN 14956
MRT 2043

MANITOU

MANITOU





domnick + müller dm

domnick + müller dm

MANITOU HANDLING YOUR WORLD

mobile easykey

MANITOU

MANITOU

SPEED LIMIT 30



domnick + müller dm

domnick + müller dm

MANITOU

mobilitykey

MANITOU

20
MANITOU

MOBIL 73






AUTO



Control buttons and switches including a red 'P' button, blue directional buttons, green buttons, and a yellow button.


Control buttons and switches including blue directional buttons and green buttons.

Control buttons and switches including green buttons.



Control buttons and switches including a red button and an orange button.





70 %

120

80

40

0

10

20

30

0

40

km/h

0.0

N

x100 rpm

47 km

F

3/4

1/2

1/4

E



P 164



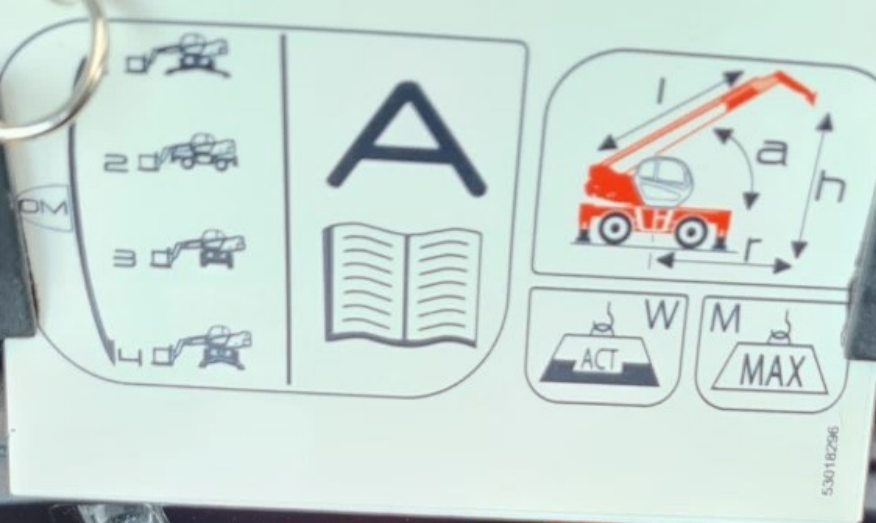
T 164



10:33

FEM L1320 4500KG





MANITOU

The control panel features two joysticks. The left joystick is surrounded by four directional arrows: green (up), pink (right), green (down), and pink (left). The right joystick is surrounded by four directional arrows: blue (up), orange (right), blue (down), and orange (left). A central diagram shows a crane with blue arrows indicating boom rotation and orange arrows indicating bucket movement.

The control panel includes several buttons and switches: four yellow buttons labeled A, B, C, and D; a red emergency stop button; a green button; and two rotary switches labeled 1 and 2. Other controls include a red button with a crane icon, a green button with a crane icon, and a red button with a crane icon.



Power on   
Ready Charging
BATTERY CHARGER
TYPE 434

Radio Remote Control
SCANRECO

REARWARD JOYSTICK
K33.571.1



MANITOU

HG DM 2250

80



LWA 5 dB

