
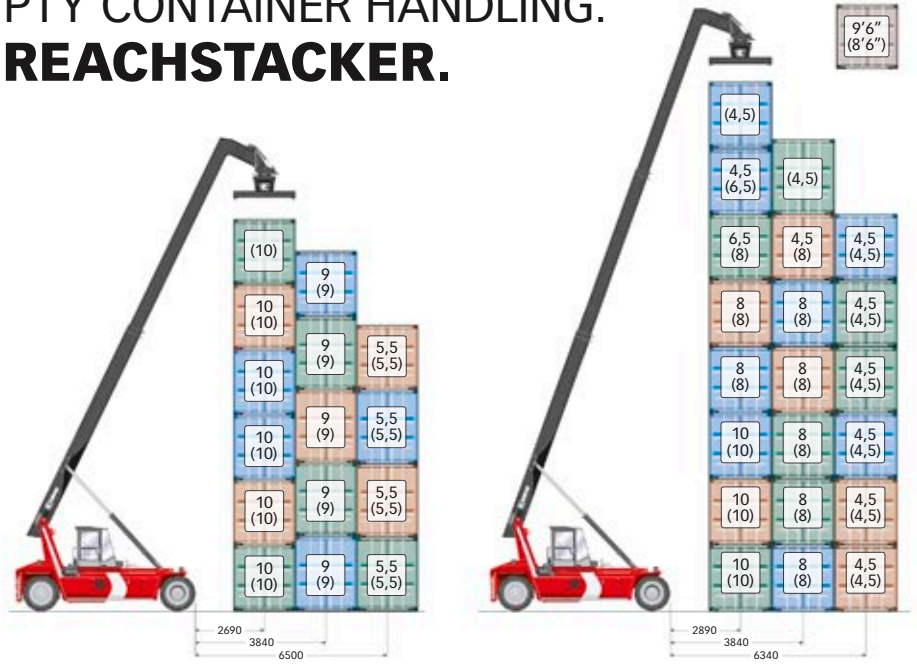
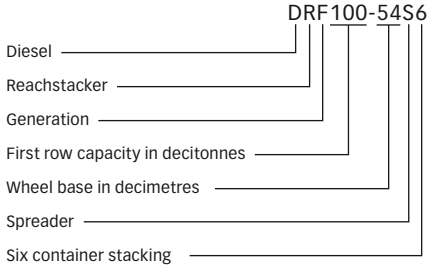


REACHSTACKERS 10 TONNES.
TECHNICAL INFORMATION
KALMAR DRF100.



F-TECHNOLOGY IN EMPTY CONTAINER HANDLING. KALMAR DRF100 REACHSTACKER.

MODEL DESIGNATION



| DIMENSIONS | Aisle width (mm) | | Turning radius (mm) | | Main dimensions (mm) | | | | | | | | Service weight (kg) |
|-------------|------------------|------------|---------------------|------------|----------------------|------------|-------|------|-------|-------|-----------|-------------------------------|---------------------|
| | A1 - 20 ft | A2 - 40 ft | R1 - 20 ft | R3 - 40 ft | B | V | L | H3 | H4 | H5 | Clearance | Wheels | |
| DRF100-54S6 | 11050 | 14100 | 7000 | 8550 | 4150 | 6055-12185 | 11050 | 3900 | 16200 | 18700 | 250 | 14.00x24 - 14.00x24, PR24, E3 | 39000 |
| DRF100-54S8 | 11050 | 14100 | 7000 | 8550 | 4150 | 6055-12185 | 11050 | 3950 | 21150 | 24150 | 250 | 14.00x24 - 14.00x24, PR24, E3 | 40300 |

| DRIVE TRAIN | | Standard | Optional |
|--------------|--------------------|---|---|
| Engine | Manufacturer Model | Volvo TAD 760VE with air cooled intercooler | Cummins QSB 6,7 with air cooled intercooler |
| | Power | 180 kW at 2200 rpm | 164 kW at 2200 rpm |
| | Peak torque | 1100 Nm at 1500 rpm | 949 Nm at 1500 rpm |
| Transmission | | Dana - TE17000 | Dana - TE17000 |
| Driving axle | | Kessler - Differential and hub reduction | Kessler - Differential and hub reduction |

| PERFORMANCE | Lifting speed (m/s) | | Lowering speed (m/s) | | Driving speed (km/h) | | Gradeability (%) | | | Draw pull (kN) | |
|-------------|---------------------|----------------------|----------------------|---------------|----------------------|---------------------|---------------------|--------------------------|---------------|----------------|--|
| | unloaded | at 70% of rated load | unloaded | at rated load | unloaded (F/R) | at rated load (F/R) | at 2 km/h, unloaded | at 2 km/h, at rated load | max, unloaded | max | |
| DRF100-54S6 | 0,42 | 0,38 | 0,40 | 0,40 | 29/29 | 27/27 | 27 | 21 | 33 | 125 | |
| DRF100-54S8 | 0,41 | 0,37 | 0,40 | 0,40 | 29/29 | 27/27 | 25 | 20 | 31 | 125 | |

STANDARD EQUIPMENT.

CHASSIS

- Safe angled entrance
- Lifting eyes front/rear
- Towing pin (incasted)

BODY

- Steps with anti slip protection
- Rear view mirrors on each side

STEERING AXLE

- Rear axle: Kalmar
- Double acting steering cylinder

DRIVE TRAIN

- Engine: Volvo or Cummins
- Transmission: Dana
- Engine protection system
- Transmission protection system
- Preheating engine
- Front axle: Kessler

CABIN

- ECC, electronic climate control
- Fresh air and recirculation filter
- Step for roof access
- Instep handle
- Fixed drivers seat BEGE
- Armrest right hand side
- Wipers/washers on front, rear and roof pane
- Interval wipers on front, rear and roof pane
- Tinted windows
- Sliding window on both sides
- Lockable doors (key)
- Door with air damper
- Inside rear view mirror
- Interior light with fade away
- Background button light
- Joystick for boom and attachment functions
- Automatic gas at lifting/extension
- Control panel in cabin for top lift (std incl. 3 button)
- Fixed steering column
- Steering wheel knob
- Horn
- Electric accelerator pedal (hanging)
- 24 V outlet
- Brake pedal incl. Transmission Disconnection (declutch)

- Button for electronic hand brake
- Warning buzzer for not activated hand brake, leaving seat
- Automatic gear shifting
- Only first gear activated
- Only second gear activated

INSTRUMENTATION

- Graphic display with automatic fault analyses
 - Alignment indicator spreader
 - Twistlock indicator
 - System voltage
 - Actual gear
 - Engine rpm
 - Travelling speed
 - Fuel bar
 - Hydraulic oil temperature
 - Transmission oil temperature
 - Engine oil pressure
 - Engine coolant temperature
 - Overload warning
 - Overload warning steering axle
 - Clock
- Hour meter
- Charging
- Low brake pressure
- Failure indicator
- Safety system disconnected
- High engine coolant temperature
- Low engine oil pressure
- Preheating engine
- Low engine coolant level (not on Cummins)
- Transmission oil temperature
- Low fuel level
- Hydraulic oil temperature
- High beam
- Direction indicator
- Parking brake
- Indication locked twistlock
- Indication alignment
- Indication opened twistlock
- Electric over load protection (incl. flexible scale)

WHEELS

- Tyres: 14.00 × 24
- Wheel nut protection

LIFTING BOOM

- Lifting boom std 6 × 8' 6" high

HYDRAULICS

- Return filters hydr. Oil (10 micron)
- Pressure filter brakes (10 micron)
- Load sensing pumps (3 pcs)
- Vane pumps (2 pcs for brakes and cooling)
- Visual level glass hydraulic tank/brake tank
- Regeneration system (lift and extension boom)
- Environmental air filter hydraulic tank

ELECTRICS

- Electrical system 24 V
- Main power switch
- 2 working lights on attachment
- 2 working lights on boom
- 2 working lights on front edge cabin
- 2 rear lights on fenders activated in reverse
- 2 head lights on front fenders
- 2 position lights on each side
- Lights high/low beam front
- Tail lights, brake lights
- Blinkers front and rear
- Rotating beacon
- Flashing brake lights when reversing
- Acousting signal when reversing

ATTACHMENT

- Top lift 20'-40' (cap. 10 tonnes)
 - Sideshift ±1000 mm
 - Mechanical levelling ±5°
 - Rotation +195°/-105°
 - Hook on corners for slings
- Floating ISO twistlocks
- Tilt lock (reduced driving speed)

SIGNS AND DOCUMENTATION

- Load chart diagram in cabin
- Machine data plate chassi incl. load chart
- Warning stickers
- Information stickers
- Fuse diagram
- Instruction manual
- Maintenance manual
- Spare parts catalogue

FOUR REASONS TO CHOOSE KALMAR.

1 / COST OVER LIFETIME

Kalmar offers the best cost over lifetime for its customers. Modern and innovative technology together with lasting equipment and comprehensive service ensures Kalmar increases its customers' productivity. Every day.




2 / GLOBAL NETWORK

Kalmar invests in its sales and service network. Thus Kalmar is a reliable and trustworthy supplier with ability to serve demanding customers.




3 / LOCAL SERVICE

Kalmar practises innovative service development. Because of Kalmar's local customer service strategy, Kalmar knows its customers' local conditions, and can provide efficient and effective service in every location.



4 / CONTINUOUS DEVELOPMENT

Kalmar has not stopped at the top, but continuously improves its offering. New services as well as investments in automation and environmentally friendly solutions work for our customers benefit.



Kalmar Industries AB

Torggatan 3, SE-340 10 Lidhult, Sweden
tel. +46 372 260 10, fax. +46 372 263 93

