





Linde



Linde



Linde







SIEME
ener



+10+



GOOD YEAR
E-M-S-4S
















Linde



ELME

SWEDISH
SPREADER
SYSTEMS

Type	817-18032	Cap.	45000KG
Year	2007	Weight	9560KG
Ser.No	9346	Voltage	24V

Elmhults Konstruktions AB

P.O Box 174 S-343 22 ÄLMHULT
Phone +46 476 558 00 Fax +46 476 558 99
www.elme.com Made in Sweden







KAB P-1

KAB P-1

KAB P-1




SKF


VOGEL


Use hard grease NLGI-2 only!

SKF









ME
R11-14022 100000
2007 100000
P341 1W
CE

Hydraulic
Hose

WP 37.0 MPa (4495 PSI)

12.5mm









IOAN
by Parker

17 06 04 Apr 2010 1

LINDE C4535TL DEUT. 02.16








001-038 1D.01
Linde

F14	30A. LEUCHTLEISTUNG VIA N2000	F29	10A. ZENTRALSCHMERZEN	F42	10A. FRONTSCHENWERFER II
F15	15A. SPOTLICHTER	F30	10A. RUCKWÄRTSCHENWERFER	F43	5A. ABBLENDLICHTER I
F16	5A. GÖTTEISE	F31	30A. BUCHSCHENWERFER VORNE	F44	5A. ABBLENDLICHTER II
		F32	10A. ARBEITSCHENWERFER SEITE		

10000
E-0000 - R
TOUCHED
LAWRENCE

The climate control panel features a central rotary knob with the 'ELECTRA' logo and a fan symbol. To its right is a digital display showing '88'. Below the display are three buttons: two with upward and downward arrows, and one with a snowflake symbol. The panel is secured with four screws.



[Empty rectangular display area]



HR 981-32C J
E11
43R - 00022

Linde Material Handling D - Aschaffenburg

Type-Modèle-Typ / Serial no.- No. de série-Serien-Nr. / year-année-Baujahr

C4535TL / E1X357U00033 / 2007

Rated capacity
Capacité nominale
Nenn-Tragfähigkeit

45000 kg

Unladen mass
Masse à vide
Leergewicht

79250 kg

Battery voltage
Tension batterie
Batteriespannung

V

Battery mass^{max.}
Masse batterie
Batteriegew. min.*

kg

kg

Rated drive power
Puissance motr. nom.
Nenn-Antriebsleist.

kW

Ballast weight *
Poids additionnel
Zusatzgewicht

kg



* see Operating instructions
voir Mode d'emploi
siehe Betriebsanleitung

Linde