

# KPL201

## 2000kg Heavy-duty Pallet Truck



**EP**  
Let's grow together

- Heavy duty truck with steel chassis for maximum operator protection
- High maneuverability thanks to the power steering and compact chassis
- Great ergonomics with height-adjustable tiller, suspended operator's platform and padded backrest
- High travelling speed and gradeability
- Powerful AC vertical traction motor
- Automatic speed reduction on turns



Manufacturer			EP
Model designation			KPL201
Drive			Electric
Load capacity	Q	kg	2000
Load center distance	c	mm	600
Service weight		kg	765
Length to face of forks	l2	mm	1234
Overall width	b1/b2	mm	734
Fork dimensions	s/e/l	mm	55/170/1150
Turning radius	Wa	mm	2217
Max. gradeability, laden/unladen		%	6/16
Travel speed, laden/unladen		km/ h	8.5/10
Battery voltage/nominal capacity		V/Ah	24/205

## FEATURE


### Reliable drive system

The KPL201 offers great performance and operation stability due to its reliable drive system with a driving speed of 10km/h and precise controlling.



### Good durability

The KPL201 adopts high strength vertical gear box to extend its working life.



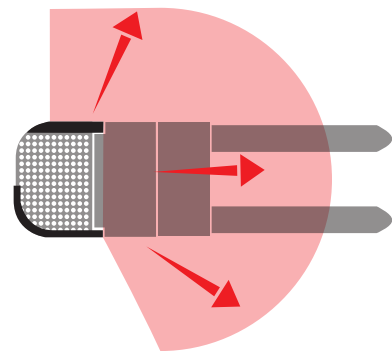
### Operation safety assurance

The KPL201 protective steel supports ensure operation safety even at a high speed and includes an automatic speed decreasing function when steering.



### Easy operation

The easy-triggered pedal provides KPL201 with great driving comfort. It offers good visibility for the operator to lean in against the protective steel shell.

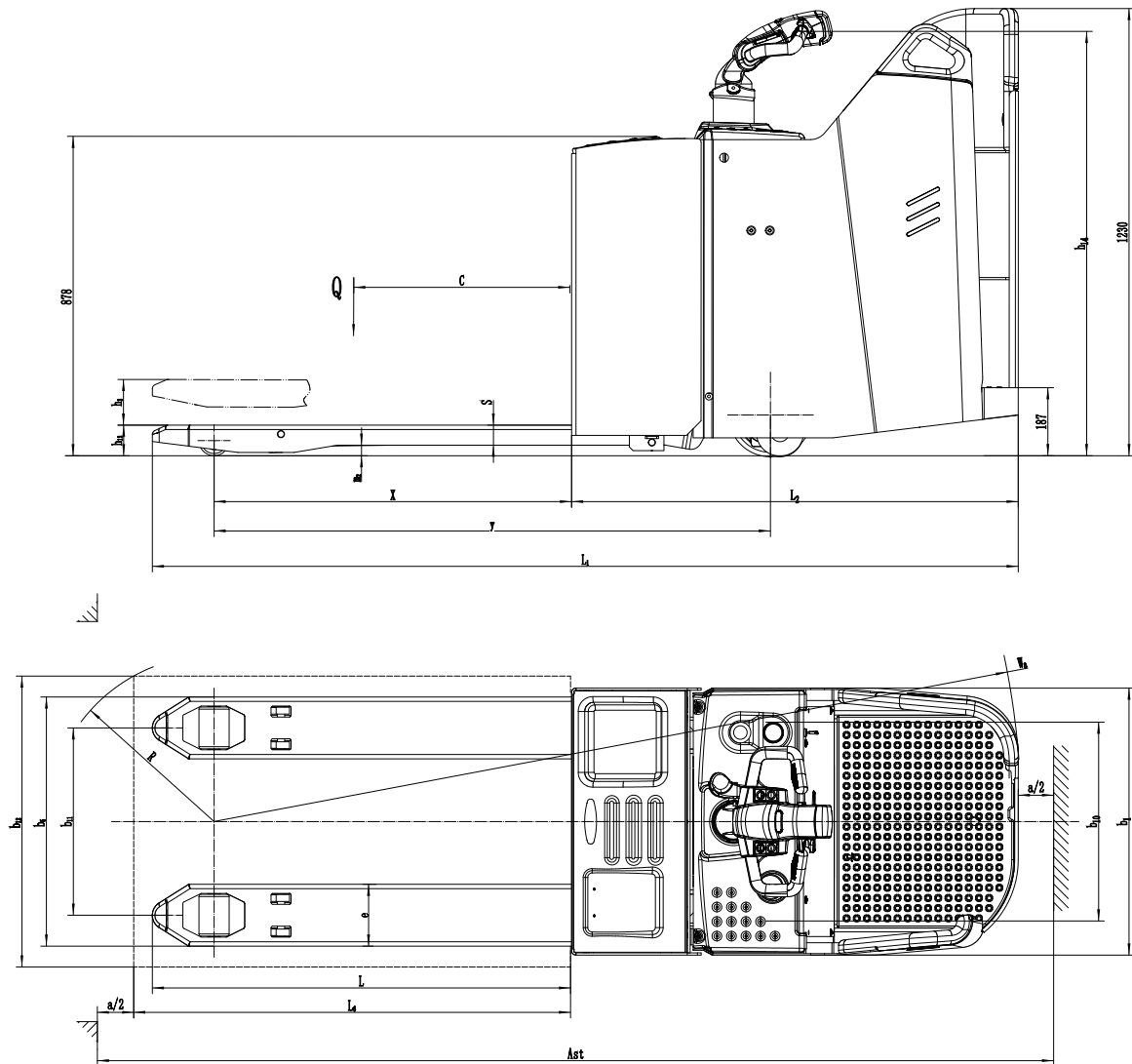


# Electric Pallet Truck 2.0T

## KPL201

			EP	EP		
			KPL201(Lithium battery)	KPL201(Lead Acid battery)		
Distinguishing mark	1.1	Manufacturer				
	1.2	Model designation				
	1.3	Drive	Electric	Electric		
	1.4	Operator type	Standing	Standing		
	1.5	Load capacity	Q	kg	2000	2000
	1.6	Load center distance	c	mm	600	600
	1.8	Load distance, centre of drive axle to fork	x	mm	977	977
	1.9	Wheelbase	y	mm	1529	1529
	Service weight	2.1	Service weight		kg	765
2.2		Axle loading, laden front/rear		kg	985 / 1780	1058 / 1780
2.3		Axle loading, unladen front/rear		kg	615 / 150	688 / 150
Tyres/chassis	3.1	Tyre type			Polyurethane	Polyurethane
	3.2.1	Tyre size, front		mm	Φ85x70	Φ85x70
	3.3.1	Tyre size, rear		mm	Φ230x75	Φ230x75
	3.4	Additional wheels (castor wheels)		mm	Φ130x55	Φ130x55
	3.5	Wheels, number front/rear (x=drive wheels)		mm	1 x +2 / 4	1 x +2 / 4
	3.6.1	Tread width, front	b10	mm	514	514
	3.7.1	Tread width, rear	b11	mm	515	515
Dimensions	4.4	Lift height	h3	mm	125	125
	4.9	Height of tiller handle in drive position min./max.	h14	mm	1154/1254	1154/1254
	4.15	Lowered height	h13	mm	85	85
	4.19	Overall length	l1	mm	2381	2381
	4.20	Length to face of forks	l2	mm	1234	1234
	4.21	Overall width	b1/b2	mm	734	734
	4.22	Fork dimensions	s/e/l	mm	55 x 170 x 1150	55 x 170 x 1150
	4.25	Distance between fork-arms	b5	mm	685	685
	4.32	Ground clearance, center of wheelbase	m2	mm	35	35
	4.34.1	Aisle width for pallets 1000×1200 crossways	Ast	mm	3017	3017
	4.34.2	Aisle width for pallets 800×1200 crossways	Ast	mm	2874	2874
4.35	Turning radius	Wa	mm	2217	2217	
Performance data	5.1	Travel speed, laden/unladen		km/h	8.5 / 10.0	8.5 / 10.0
	5.2	Lifting speed, laden/unladen		m/s	0.051 / 0.060	0.051 / 0.060
	5.3	Lowering speed, laden/unladen		m/s	0.032 / 0.039	0.032 / 0.039
	5.8	Max. gradeability, laden/unladen		%	6 / 16	6 / 16
	5.10	Service brake			Electromagnetic	Electromagnetic
Electric-engine	6.1	Drive motor rating S2 60 min		kW	1.6	1.6
	6.2	Lift motor rating at S3 15%		kW	2.2	2.2
	6.4	Battery voltage/nominal capacity		V/Ah	24 / 205	24 / 280
	6.5	Battery weight		kg	62	255
	Additional data	8.1	Type of drive control			AC
10.5		Steering design			Electronic	Electronic
10.7		Sound pressure level at the driver's ear		dB(A)	74	74

If there are improvements of technical parameters or configurations, no further notice will be given.  
The diagram shown may contain non-standard configurations.



## Option

No.	Optional items	KPL201
1.1	Fork length	●1150/1220○850/1000/1300/1450/1600/1800 /2000/2200/2400
1.2	Fork width	●540/685○600/790/840/940/1000/1050 /1100/1200
1.3	Fork lowered height	●85
1.4	Fork carriage width	○750
1.5	Fork carriage height	○1220mm (48in) ○1520mm (60in)
2.1	Load wheel type	●Double○Single
2.2	Load wheel material	●PU
2.3	Drive wheel material	●PU○Trace PU○Rubber
2.7	Battery capacity	●205Ah (Li-Ion truck) ●280Ah (lead-acid truck) ○210Ah/345Ah (lead-acid truck)
2.8	Charger	●24V-100Aexternal charger (205Ah) ●24V-30Aexternal charger (210/280Ah) ○24V-50Aexternal charger (345Ah)
2.9	Battery indicator	●With time
3.3	Castor wheels	●Castor wheels
3.4	Water auto-filling system	○Water auto-filling system
4.1	Battery side pull function	○Battery side pull function (only for lead-acid truck)

Note: ●Standard ○ Optional - Inconformity